



WHITES & NEUTRALS



Classico Limewash in
Cristallo White



Velatura Mineralwash in Nube Gray //
Photo: Angelica Negron

Product Options

These colors are available in all Romabio products and work for a distressed limewash brick finish, color shifted stone, interior limewashed walls, or a solid painted finish.

Tips for Choosing a Color

- Choose a color that is in the same warm or cool tonality to compliment the fixed elements of your home.
- The color of the brick or interior wall surface to be painted is less important than the colors around it.
- Romabio paints are opaque, flatter finishes that will completely cover.
- To see more movement in the color for an interior limewash effect, use darker tone as 1st coat, and lighter tone as 2nd coat.

To see inspiration photos, scan the QR below and search by the color hashtags.

Tips for Application

Romabio paints are easy to apply. Check the instructions on the back label and get more resources at romabio.com/toolkit.

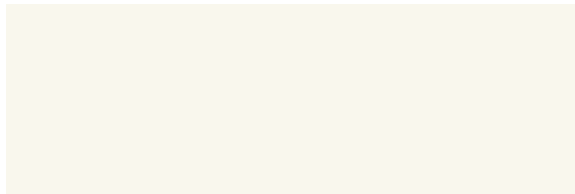
If you need application help, be sure to get a Romabio Preferred PRO. Fill out the form at romabio.com/needapro and we will connect you with one in your area.




678-905-3700
info@romabio.com
www.romabio.com
Follow us @romabiopaints
©2024 Romabio Paints, LLC



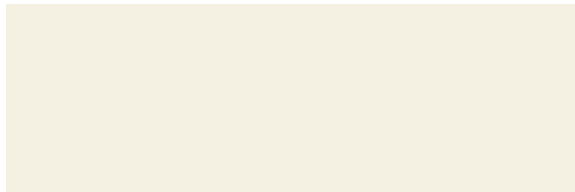
WHITES & NEUTRALS



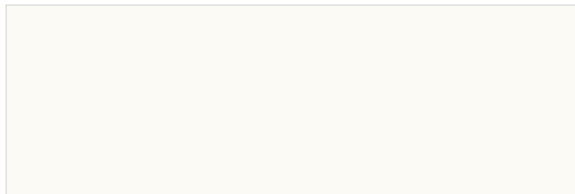
Avorio White - #RomabioAvorioWhite



Bianco White - #RomabioBiancoWhite



Cristallo White - #RomabioCristalloWhite



Galleria White - #RomabioGalleriaWhite


Discover our most popular whites and neutrals, curated by your favorite designers and bloggers to provide you with a beautiful range of options from cool to warm tones.

Colors shown appear in alphabetical order.

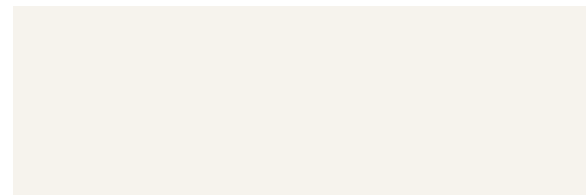
REV100324



Instant Chateau - #RomabioInstantChateau




Nube Gray - #RomabioNubeGray




Richmond White - #RomabioRichmondWhite



Riposo Beige - #RomabioRiposoBeige



Silver Lining - #RomabioSilverLining



Tropea Beige - #RomabioTropeaBeige